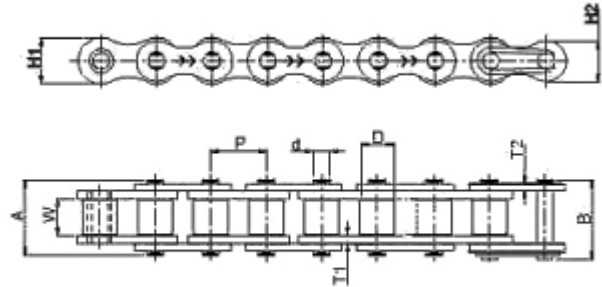




### AMERICAN SERIES



### AMERICAN SERIES



The American series of roller chains are designed for use in mechanical power transmission systems.

### SINGLE STRAND

Intl. Ref. No.	ROMBO Chain No.	Pitch (P)	Width between Inner Plates (W) (Min)	Roller Dia (D) (Max)	Bearing Pin Dia (d) (Max)	Plate Height		Plate Thickness		Width Over Bearing Pin (A) (Max)	Width Over Joint Fasteners (B) (Max)	Projected Bearing Area Sq.cm	Avg. Weight Per Metre (Kg)	Tensile Strength (KN) (Min)	Tensile Strength (KN) (Avg.)	Spares Availability
						IP (H1) (Max)	OP (H2) (Max)	IP (T1)	OP (T2)							
D25-1	B 04A 01	6.35	3.18	3.30*	2.31	5.80	5.25	0.75	0.75	7.80	9.60	0.11	0.13	3.47	3.89	A,B,C,D
35-1	B 06A 01	9.525	4.68	5.08*	3.59	8.65	7.48	1.25	1.25	12.18	13.18	0.27	0.34	7.83	10.17	A,B,C,D
40-1	D 08A 01	12.70	7.85	7.92	3.96	12.00	10.40	1.50	1.50	17.80	21.70	0.44	0.63	14.10	18.87	A,B,C,D
41-1	D 08D 01	12.70	6.25	7.77	3.60	9.55	8.26	1.25	1.25	14.80	18.70	0.33	0.43	6.67	8.27	A,B,C,D
50-1	D 102 01	15.875	9.40	10.16	5.08	15.00	13.00	2.00	2.00	21.80	25.90	0.71	1.04	22.20	30.40	A,B,C,D
60-1	D 121 01	19.05	12.58	11.91	5.94	18.00	16.60	2.39	2.39	26.90	31.50	1.04	1.52	31.80	41.70	A,B,C,D
80-1	D 161 01	25.40	15.75	15.88	7.92	24.10	20.80	3.15	3.15	33.50	38.90	1.77	2.58	56.70	72.60	A,B,C,D
100-1	D 201 01	31.75	18.90	19.05	9.53	30.10	26.00	4.00	4.00	41.10	47.20	2.59	3.85	88.50	110.40	A,B,C,D
120-1	D 241 01	38.10	25.22	22.23	11.10	36.20	31.20	4.70	4.70	50.80	57.40	3.90	5.61	127.00	144.65	B,C,D
140-1	D 281 01	44.45	25.22	25.40	12.70	42.20	36.40	5.56	5.56	54.90	62.30	4.67	7.24	172.40	190.80	B,C,D
160-1	D 321 01	50.80	31.55	28.57	14.27	48.20	41.60	6.30	6.30	65.50	73.40	6.38	9.91	226.80	253.40	B,C,D
180-1	D 361 01	57.15	35.48	35.71	17.46	54.31	46.86	7.14	7.14	73.90	83.00	9.38	13.23	280.20	300.00	B,C,D
200-1	D 401 01	63.50	37.85	39.68	19.84	60.30	52.00	7.90	7.90	80.30	90.30	10.75	16.26	353.80	388.10	B,C,D
240-1	D 481 01	76.20	47.35	47.63	23.80	72.30	62.40	8.80	8.80	95.50	105.50	15.90	23.63	520.40	524.80	B,C,D

### \* Bush Chain

A

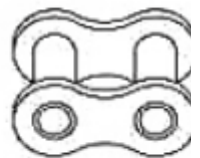
B

C

D

E

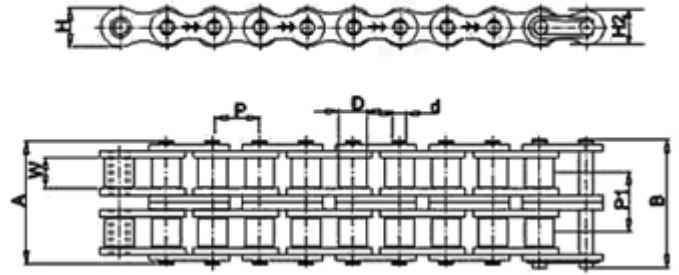
F



Spares E & F are available for all models



AMERICAN SERIES



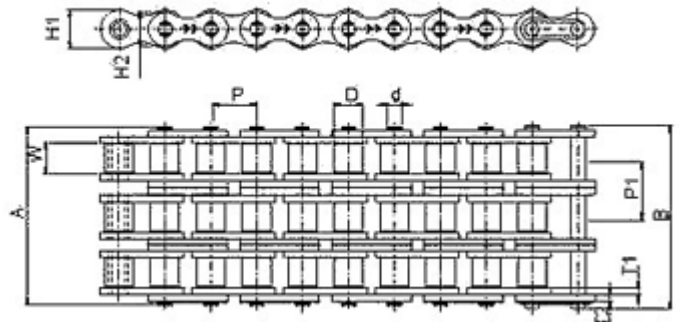
DOUBLE STRAND

Intl. Ref. No.	ROMBO Chain No.	Pitch (P)	Width between Inner Plates (W) (Min)	Roller Dia (D) (Max)	Bearing Pin Dia (d) (Max)	Plate Height		Plate Thickness		Width Over Bearing Pin (A) (Max)	Width Over Joint Fasteners (B) (Max)	Transverse Pitch (P1)	Projected Bearing Area Sq.cm	Avg. Weight Per Metre (Kg)	Tensile Strength (KN) (Min)	Tensile Strength (KN) (Avg.)	Spares Availability
						IP (H1) (Max)	OP (H2) (Max)	IP (T1)	OP (T2)								
35-2	B 06A 02	9.525	4.68	5.08*	3.59	8.65	7.48	1.25	1.25	24.20	27.40	10.13	0.53	0.67	0.67	3.89	A,B,C,D
40-2	D 08A 02	12.70	7.85	7.92	3.96	12.00	10.40	1.50	1.50	32.30	36.20	14.38	0.88	1.26	28.20	37.70	A,B,C,D
50-2	D 102 02	15.875	9.40	10.16	5.08	15.00	13.00	2.00	2.00	39.90	44.00	18.11	1.42	2.05	44.40	60.80	A,B,C,D
60-2	D 121 02	19.05	12.58	11.91	5.94	18.00	16.60	2.39	2.39	49.80	54.40	22.78	2.08	3.01	63.60	83.40	A,B,C,D
80-2	D 161 02	25.40	15.75	15.88	7.92	24.10	20.80	3.15	3.15	62.70	68.10	29.29	3.54	5.13	113.40	145.15	A,B,C,D
100-2	D 201 02	31.75	18.90	19.05	9.53	30.10	26.00	4.00	4.00	77.00	83.10	35.76	5.18	7.64	177.00	220.85	A,B,C,D
120-2	D 241 02	38.10	25.22	22.23	11.10	36.20	31.20	4.70	4.70	96.30	102.90	45.44	7.80	11.13	254.00	289.30	B,C,D
140-2	D 281 02	44.45	25.22	25.40	12.70	42.20	36.40	5.56	5.56	103.00	110.40	48.87	9.35	14.37	344.80	381.60	B,C,D
160-2	D 321 02	50.80	31.55	28.57	14.27	48.20	41.60	6.30	6.30	124.00	131.90	58.55	12.77	19.68	453.60	506.75	B,C,D
180-2	D 361 02	57.15	35.48	35.71	17.46	54.31	46.86	7.14	7.14	140.00	149.90	65.84	18.76	26.46	560.50	580.00	B,C,D
200-2	D 401 02	63.50	37.85	39.68	19.84	60.30	52.00	7.90	7.90	151.00	161.00	71.55	21.50	32.83	707.60	776.15	B,C,D
240-2	D 481 02	76.20	47.35	47.63	23.80	72.30	62.40	8.80	8.80	183.00	193.00	87.83	31.80	46.72	1040.80	1064.50	B,C,D

Spares E & F are available for all models



AMERICAN SERIES





Intl. Ref. No.	ROMBO Chain No.	Pitch (P)	Width between Inner Plates (W) (Min)	Roller Dia (D) (Max)	Bearing Pin Dia (d) (Max)	Plate Height		Plate Thickness		Width Over Bearing Pin (A) (Max)	Width Over Joint Fasteners (B) (Max)	Transverse Pitch (P1)	Projected Bearing Area Sq.cm	Avg. Weight Per Metre (Kg)	Tensile Strength (KN) (Min)	Tensile Strength (KN) (Avg.)	Spares Availability
						IP (H1) (Max)	OP (H2) (Max)	IP (T1)	OP (T2)								
35-3	B 06A 03	9.525	4.68	5.08*	3.59	8.65	7.48	1.25	1.25	34.30	37.50	10.13	0.80	0.99	23.48	30.52	A,B,C,D
40-3	D 08A 03	12.70	7.85	7.92	3.96	12.00	10.40	1.50	1.50	46.70	50.60	14.38	1.32	1.98	42.30	56.60	A,B,C,D
50-3	D 102 03	15.875	9.40	10.16	5.08	15.00	13.00	2.00	2.00	57.90	62.00	18.11	2.13	3.06	66.60	82.50	A,B,C,D
60-3	D 121 03	19.05	12.58	11.91	5.94	18.00	16.60	2.39	2.39	72.60	77.20	22.78	3.12	4.50	95.40	120.10	A,B,C,D
80-3	D 161 03	25.40	15.75	15.88	7.92	24.10	20.80	3.15	3.15	91.70	97.10	29.29	5.31	7.67	170.10	201.95	A,B,C,D
100-3	D 201 03	31.75	18.90	19.05	9.53	30.10	26.00	4.00	4.00	113.00	119.10	35.76	7.77	11.43	265.50	313.90	A,B,C,D
120-3	D 241 03	38.10	25.22	22.23	11.10	36.20	31.20	4.70	4.70	141.03	147.60	45.44	11.70	16.67	381.00	433.95	B,C,D
140-3	D 281 03	44.45	25.22	25.40	12.70	42.20	36.40	5.56	5.56	152.00	159.40	48.87	14.03	21.51	517.20	583.45	B,C,D
160-3	D 321 03	50.80	31.55	28.57	14.27	48.20	41.60	6.30	6.30	182.00	189.90	58.55	19.16	29.45	680.40	760.15	B,C,D
180-3	D 361 03	57.15	35.48	35.71	17.46	54.31	46.86	7.14	7.14	206.00	215.10	65.84	28.14	39.66	840.70	855.00	B,C,D
200-3	D 401 03	63.50	37.85	39.68	19.84	60.30	52.00	7.90	7.90	223.00	233.00	71.55	32.26	48.28	1061.40	1164.25	B,C,D
240-3	D 481 03	76.20	47.35	47.63	23.80	72.30	62.40	8.80	8.80	271.00	281.00	87.83	47.71	69.77	1561.20	1577.75	B,C,D

Spares E & F are available for all models

TIDC India e-mail : [exports@tidc.murugappa.com](mailto:exports@tidc.murugappa.com)