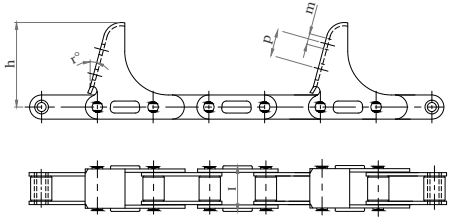


AGRICULTURAL ROLLER CHAINS



ISO 487/DIN 8189/ASME B29.19M



AMERICAN STANDARD

MAIZE ATTACHMENTS

Chain No.	TIDC Att.No.	Dimensions						Fig. No	
		h	l	r'	p	m	t		
CA2060	M10	58.00	31.50	22.00	-	-	3.05	1	
	M12	58.00	31.50	22.00	30.10	8.30	3.00	1	
	M30	63.50	31.50	22.00	-	-	3.05	2	
CA550	M62	55.00	31.50	22.50	18.00	8.30	3.05	3	
	MA0	62.70	36.80	20.00	-	-	2.60	4	
	MB0	66.50	36.80	15.00	-	-	2.60	5	
	M10	76.20	36.80	15.00	-	-	2.60	6	
	M30	92.00	36.80	15.00	-	-	2.60	7	
	M40	76.20	36.80	15.00	-	-	2.60	8	
	M60	63.50	36.80	15.00	-	-	2.60	9	
	M70	63.50	36.80	15.00	-	-	2.60	10	
	M90	68.50	36.80	15.00	-	-	2.60	11	
	MCO	68.50	36.80	15.00	-	-	2.60	12	
	MD0	63.50	36.80	15.00	-	-	2.60	13	
	CA555	M10	55.00	32.00	15.00	-	-	3.15	14
		M30	63.50	32.00	15.00	-	-	3.15	15
M32		63.50	32.00	15.00	25.30	7.00	3.15	16	
M62		60.50	32.00	15.00	19.10	7.00	3.15	16	

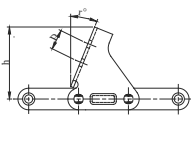


Fig.1

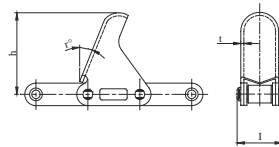


Fig.2

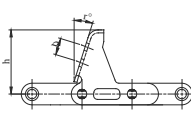


Fig.3

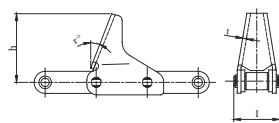


Fig.4

MAIZE ATTACHMENTS

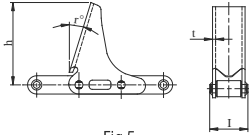


Fig.5

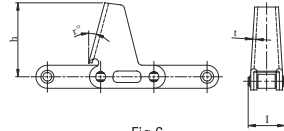


Fig.6

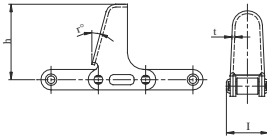


Fig.7

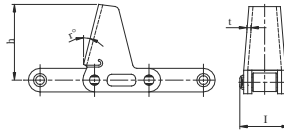


Fig.8

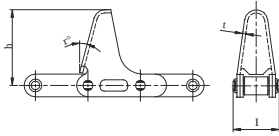


Fig.9

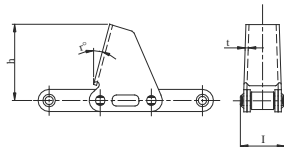


Fig.10

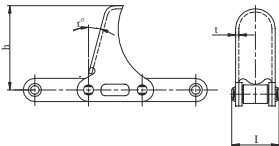


Fig.11

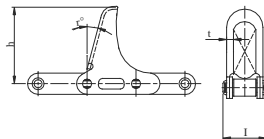


Fig.12

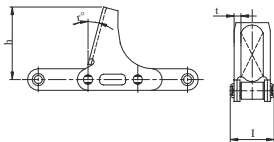


Fig.13

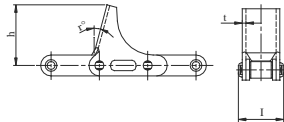


Fig.14

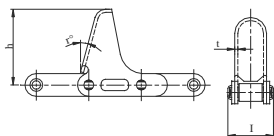


Fig.15

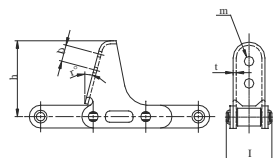


Fig.16